


P2  
WALL GRAZER

divinity lights





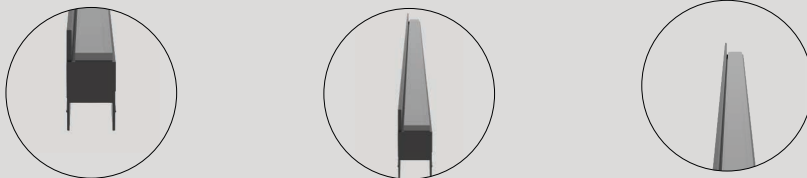

Quick Info

CRI  $\geq$  90/95  
 2700K, 3000K, 4000K  
 Up to 100lm/W  
 Non-Dimmable/ Dali-Dimmable  
 SDCM<3  
 Lens  
 L70 @50,000h  
 Aluminium

Type

Surface

Single Line Diagram

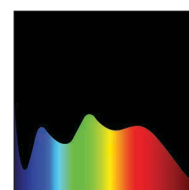


P2 WALL GRAZER

P2 Wall Grazer has :

- Luminaire housing made of extruded aluminium
- Grazes walls
- Accentuates surface textures better
- Reduces hotspots and dead zones
- Custom engineered
- Precision optics provide a narrow 10° beam
- Accommodates a wide range of wall heights
- Perfect longitudinal glare reduction
- Uniform illumination
- Energy efficient LED with effective colour rendering

Light Distribution



CRI  $\geq$  90/95

P2 WALL GRAZER



Product order code	System Power	Dimensions
1653	10W/m	L=1000mm, W=24mm, H=48.9mm
1654	15W/m	L=1000mm, W=24mm, H=48.9mm
1655	20W/m	L=1000mm, W=24mm, H=48.9mm

Order Options

CCT (Color Temperature)

3000K

CRI

>90

Beam Angle

10°

30°

Control

Non-Dimmable



Mounting Type

Surface

Material Color

Black



White



Grey

